


Turtle Time....an interactive 13 Moon Calendar

1. Print, color and cut out each piece
2. Assemble and glue to a background of your choice
3. The feet should be assembled in counterclockwise position in the order they are shown below (new, crescent, half, full)

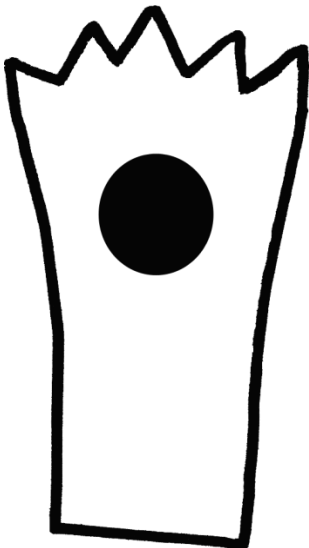
Head



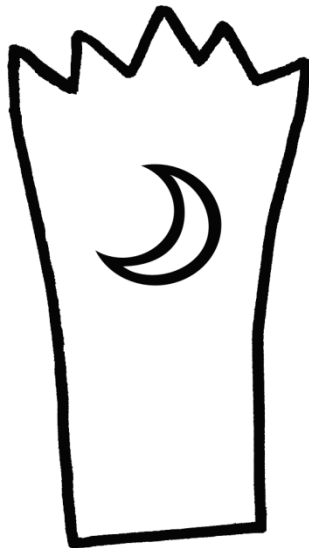
Tail



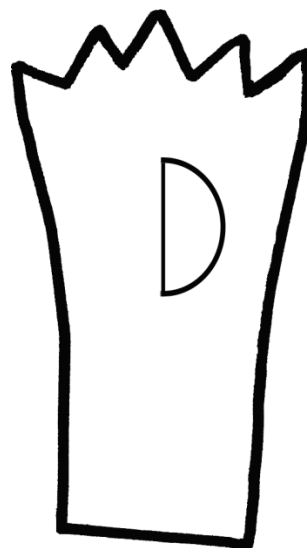
New Moon Foot



Crescent Moon Foot



Half Moon Foot



Full Moon Foot

